



# FUTURA+


## Elegant and innovative

- Made of aluminium, PUR and wood
- 53-mm slim sashes for lightness and maximum light
- High-insulating and energy saving

**Futura+ sets the standard for the energy windows and doors of the future.**

Together, the slim sashes and large glass sections offer a unique opportunity to design buildings that are slim and have simple lines. In addition, Futura+ boasts record-high energy performance and broad functionality. Futura+ meets all requirements for state-of-the-art homes.

Futura+ is an outward opening windows series with all the conventional opening functions and then some. Its sister series Futura+i is the corresponding inward opening series with tilt and turn function and the same external design. Together, the two series offer a complete host of functions that provide ample of scope in both new building and renovations without creating any architectural dilemmas.



Cirkelhuset, Køge



Vibeenskolen, Haslev



Cortex Park, Odense


### High-insulating PUR core

We have integrated a high-insulating PUR (polyurethane) core between the outside aluminium profile and inside wood profile which gives the windows and doors groundbreaking performance in terms of total energy costs. The robust PUR ensures maintenance-free surfaces in the window's 'wet' frame zone and thus longer lifetime and total economy. The innovative thinking behind the design places strong focus on the environment, reducing energy consumption and results in economic savings.

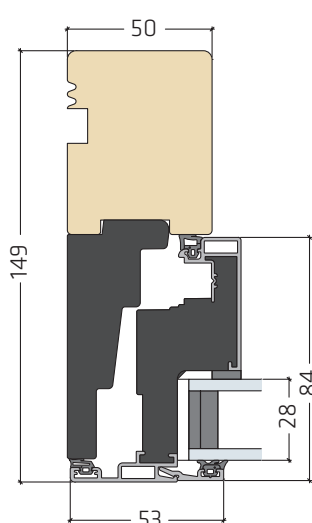
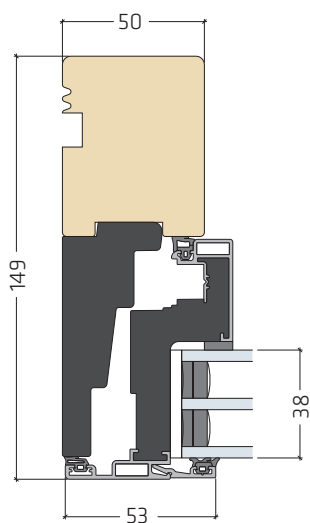
### Free security package

Our solid quality fittings make our windows and doors highly resistant to uninvited guests. The glued glazing is common to all of Idealcombi's product range. As standard, all windows and doors in Futura+ come with anti-theft fittings, safety striker plates and several closing points.

Triple-glazed window



Double-glazed window



## Outward opening

Outward opening with triple glazing

$$E_{\text{ref}} = +24.1$$
$$U_w = 0.87$$

A

Outward opening with double glazing

$$E_{\text{ref}} = +1.5$$
$$U_w = 1.30$$

A

## A QUICK OVERVIEW

- Maintenance-free external surfaces
- Maintenance-free wet zone in the rebate
- Smooth and elegant external aluminium panel
- Finger-jointed and knotless heartwood.
- High-insulating PUR core between outside and inside to reduce any thermal bridge and heat loss
- Free security package
- 10-year warranty