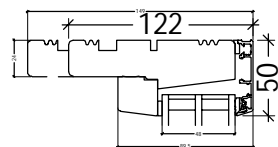
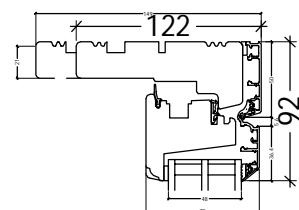
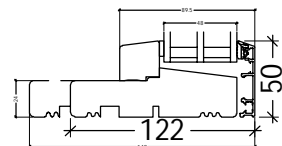
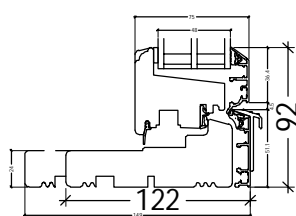


Stilsprosser ses på tegning NATic\_01\_3 - Udadgående vinduer og fast karm - 3-lags rude.  
 Styling bar can be seen at drawing NATic\_01\_3 - Outward opening windows and fixed light - 3-layer panes.

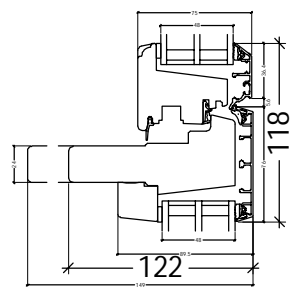
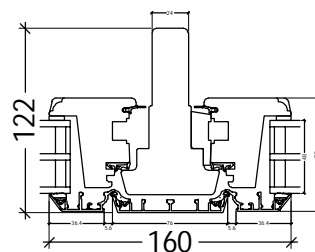
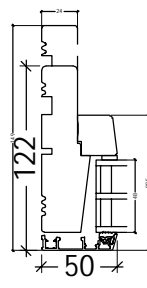
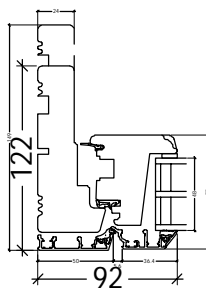


L2: NATic28-10L48

L5: FRAic09-11L48

L1: NATic28-20L48

L4: FRAic09-21L48

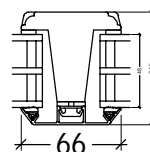
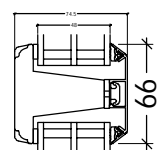
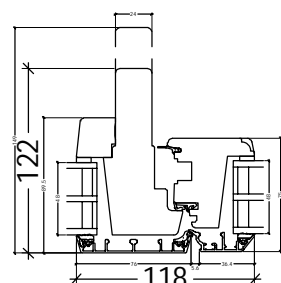
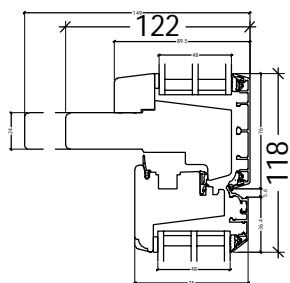


V1: NATic28-30L48  
 V8: NATic28-30L48 (mirr.)

V4: FRAic09-31L48 (mirr.)  
 V6: FRAic09-31 I48

V2: NATic28-80L48 (mirr.)

L6: NATic09-42L48



L7: NATic28-41L48

V3: NATic28-51L48 (mirr.)  
 V7: NATic28-51L48

L3: NATic12-61L48

V5: NATic12-71L48

DK Dreje-kip terrassedør - 3-lags rude  
 Dreje, Dreje-kip, Kip-dreje og Sideparti.

www.idealcombi.dk

UK Turn-tilt window terrace door - 3-layer glazing  
 Turn, Turn-tilt, Tilt-turn and Side light

www.idealcombi.com

TYPE Nation I Rev. no. 00  
 Drawing no. NATic\_28\_3

© Idealcombi A/S 2011. This material is the property of and copyright protected by IDEALCOMBI A/S.

**idealcombi**  
 Udvikler vinduet