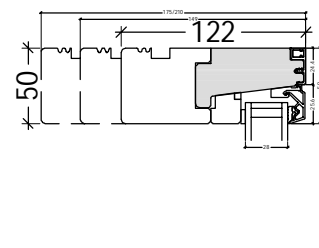
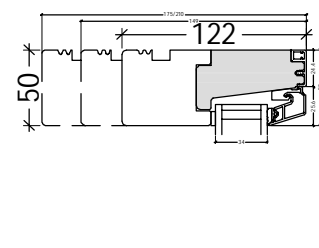


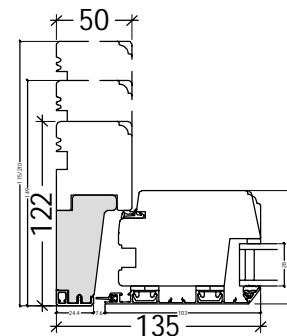
L1: NATic21-20L28



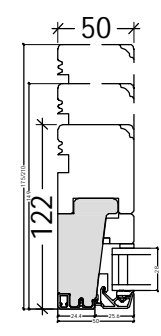
L4: FRAic21-21L28



L4: FRAic06-20L34

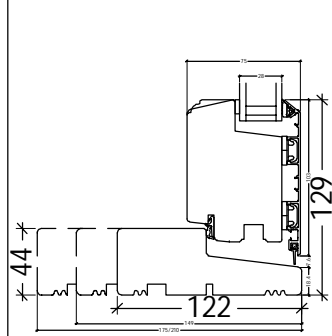


V1: NATic21-30L28
V8: NATic21-30L28(mirr.)

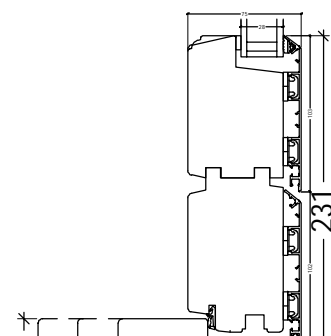


V5: FRAic21-31L28
V6: FRAic21-31L28(mirr.)

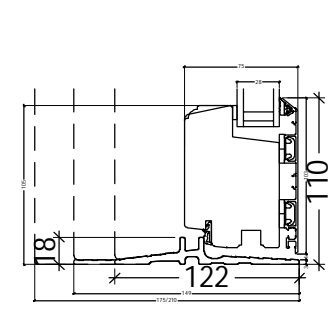
Sprosse og stilsprosse ses på tegning NATic_01_2 - Udadgående vinduer og fast karm - 2-lags rude.
Glazing bar and styling bar can be seen at drawing NATic_01_2 - Outward opening windows and fixed light - 2-layer panes.



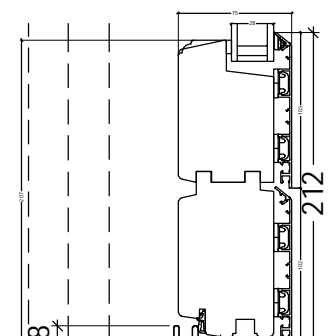
L2: NATic21-10L28



L2: NATic21-11L28



L2: NATic21-15L28



L2: NATic21-16L28

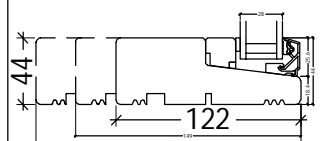
V5: FRAic21-31L34
V6: FRAic21-31L34(mirr.)

V4: NATic21-50L28
V7: NATic21-50L28(mirr.)

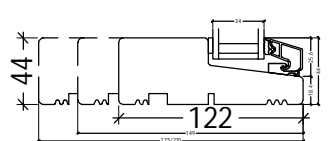
V4: NATic21-50L28-34
V7: NATic21-50L28-34(mirr.)

L6: NATic21-42L28

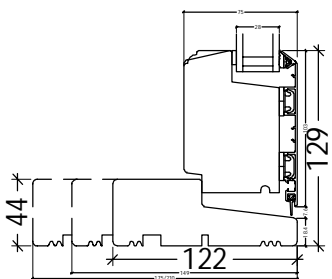
L6: NATic21-43L28



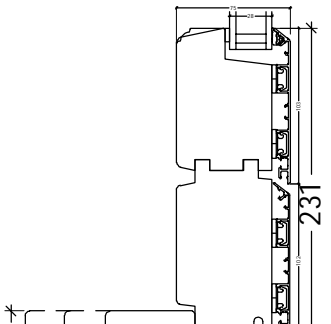
L5: FRAic21-12L28



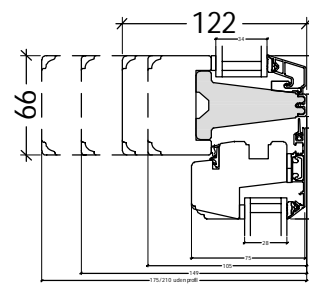
L5: FRAic21-12L34



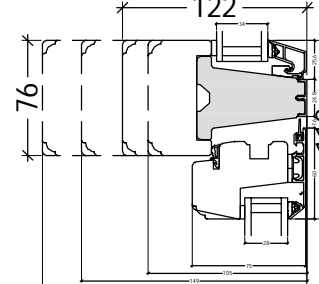
L5: NATic21-13L28



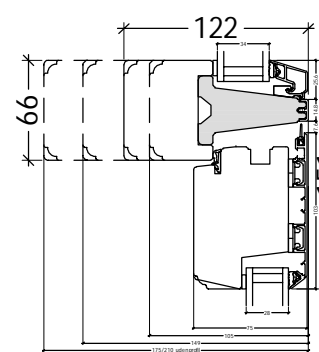
L5: NATic21-14L28



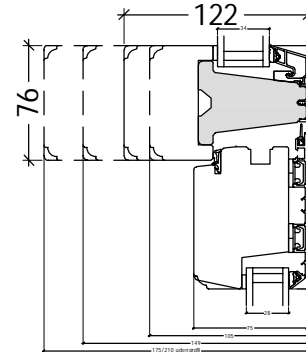
L6: NATic20-40L28-34(mirr.)



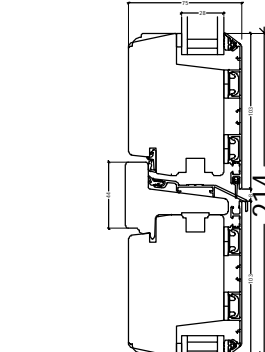
L6: NATic20-42L28-34(mirr.)



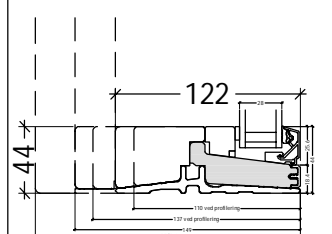
L7: NATic21-40L28-34



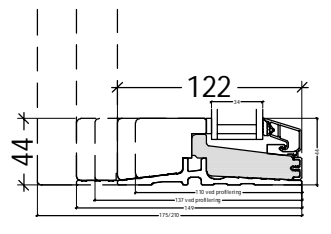
L7: NATic21-41L28-34



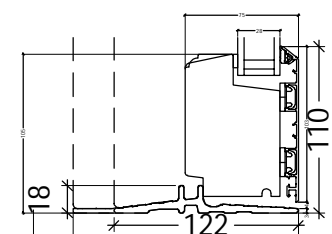
L8: NATic21-81L28



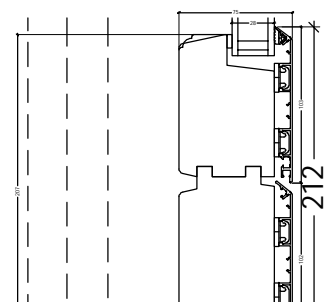
L5: FRAic21-17L28



L5: FRAic21-17L34



L5: NATic21-18L28



L5: NATic21-19L28

V2: NATic21-70L28

L3: NATic21-60L28

V3: NATic21-80L28

DK	Udadgående facade- og halvdør - 2-lags rude	www.idealcombi.dk
UK	Outward opening entrance- and stable door - 2-layer panes	

TYPE	Nation IC	Rev. no.	01
		Drawing no.	NATic_21_2
© Idealcombi A/S 2011. This material is the property of and copyright protected by IDEALCOMBI A/S.			

