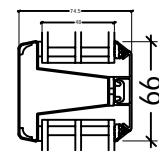
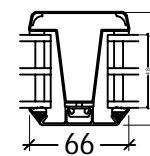


V7: FRAic09-51L48

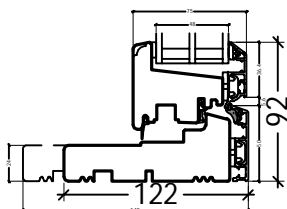


L5: NATic12-61L48

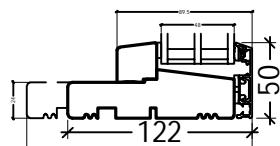


V5: NATic12-71L48

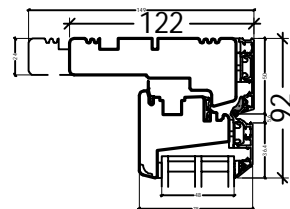
Stilsprosser ses på tegning NATic\_01\_3 - Udadgående vinduer og fast karm - 3-lags rude.  
 Styling bar can be seen at drawing NATic\_01\_3 - Outward opening windows and fixed light - 3-layer panes.



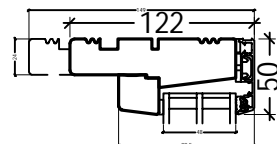
L9: NATic09-10L48



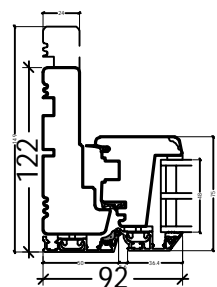
L4: FRAic09-11L48



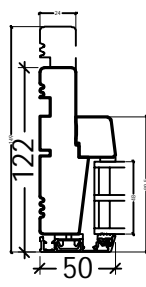
L1: NATic09-20L48



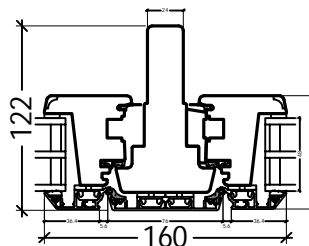
L6: FRAic09-21L48



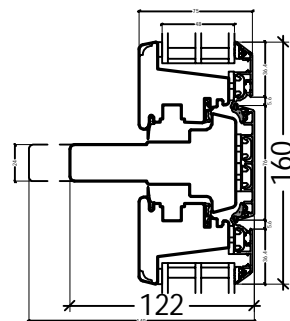
V1: NATic09-30L48



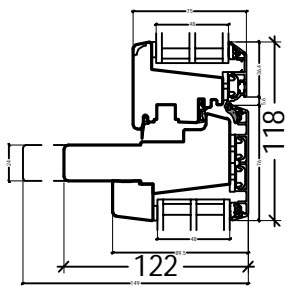
V2: FRAic09-31L48



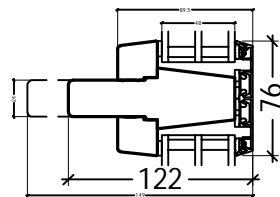
V3: NATic09-80L48



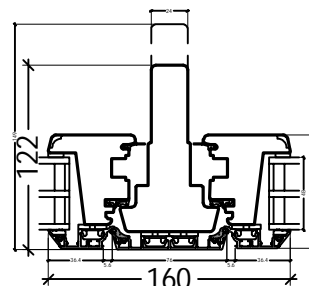
L2: NATic09-40L48



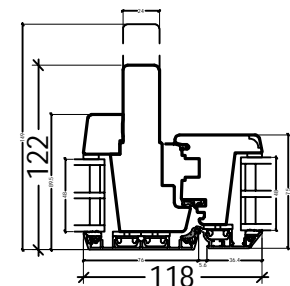
L3: NATic09-42L48



L7: FRAic09-41L48



V8: NATic09-50L48



V4: NATic09-52L48

V6: NATic09-52L48 (mirr.)

DK	Dreje-kip vindue og fast karm - 3-lags rude Dreje-kip, Kip-dreje og Fast karm.	www.idealcombi.dk
UK	Turn-tilt window and fixed light - 3-layer glazing Turn-tilt, Tilt-turn and Fixed light	www.idealcombi.com

TYPE Nation I Rev. no. 01 Drawing no. NATic\_09\_3

© Idealcombi A/S 2011. This material is the property of and copyright protected by IDEALCOMBI A/S.