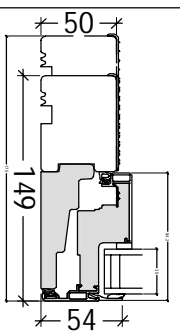
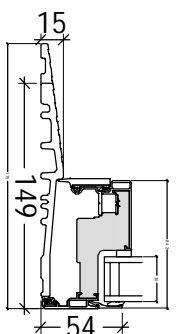


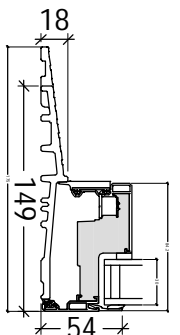
Stilsprosser ses på tegning PLU_01_2 - Udadgående vinduer og fast karm - 2-lags rude.
 Styling bar can be seen at drawing PLU_01_2 - Outward opening windows and fixed light - 2-layer panes.



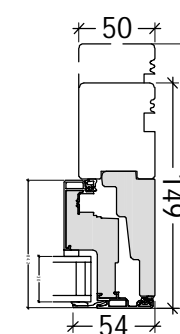
L2: PLU20-10L30



L2: PLU20-11L30

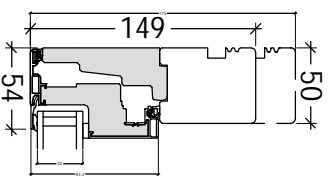


L2: PLU20-12L30

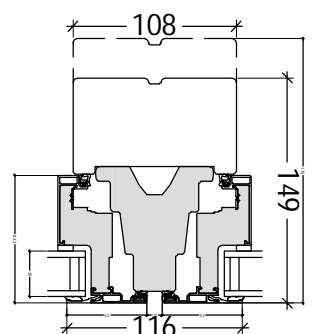


L1: PLU20-20L30

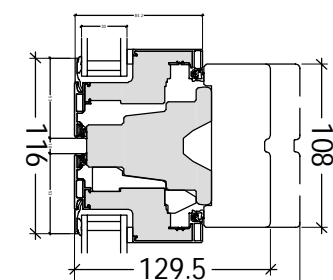
NOTE - Unavailable in the UK



V1/V4: PLU20-30L30



V3/V5: PLU20-30L30(mirr.)



L3: PLU20-40L30



V2: PLU20-50L30

DK	Udadgående terrassedør - 2-lags rude
UK	Outward opening terrace door - 2-layer panes

www.idealcombi.dk

www.idealcombi.com

TYPE Futura+ Rev. no. 02 Drawing no. PLU_20_2

© Idealcombi A/S 2011. This material is the property of and copyright protected by IDEALCOMBI A/S.