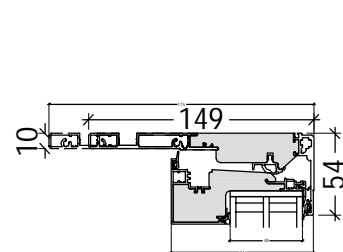
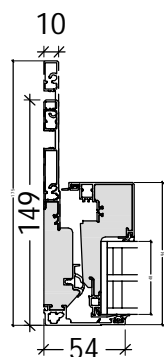


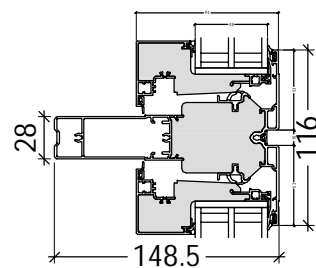
L3: PLU09-10L48



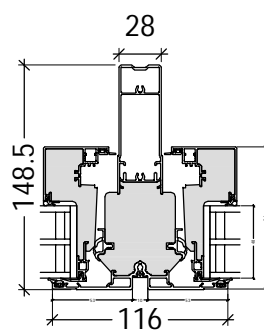
L1: PLU09-20L48



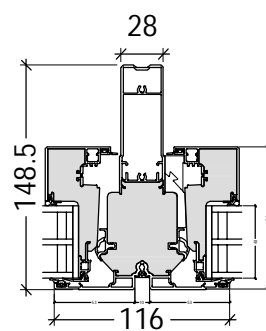
V1: PLU09-30L48  
V3: PLU09-30L48(mirr.)



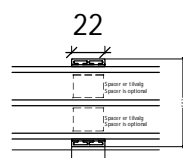
L2: PLU09-40L48



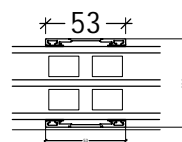
V2: PLU09-50L48



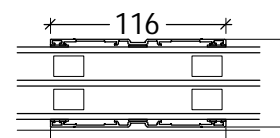
V4: PLU28-50L48



V5: PLU12-83L48  
L4: PLU12-83L48(turned)



V5: PLU12-84L48  
L4: PLU12-84L48(turned)



V5: PLU12-85L48  
L4: PLU12-85L48(turned)

DK Indadgående vinduer - 3-lags rude  
Dreje/kip, Kip/dreje, Dreje, Kip og Fast ramme  
UK Inward opening window - 3-layer panes  
Turn/tilt, Tilt/turn, Turn, Tilt and Fixed sash

www.idealcombi.dk

www.idealcombi.com

TYPE Futura+i Rev. no. 00  
Drawing no. PLU\_09\_3

© Idealcombi A/S 2011. This material is the property of and copyright protected by IDEALCOMBI A/S.

**idealcombi**  
Udvikler vinduet