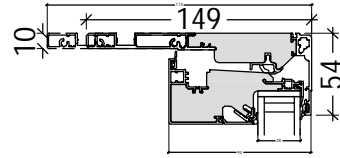
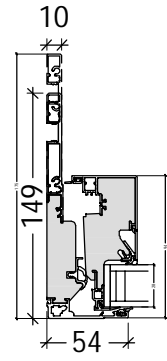


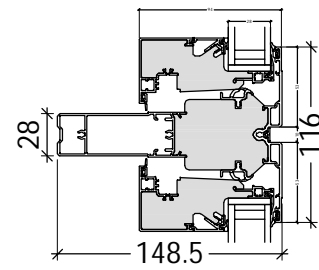
L3: PLU09-10L28



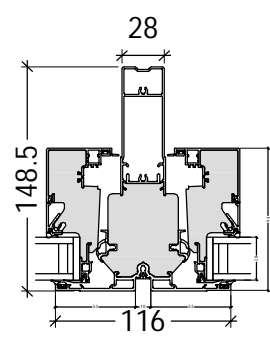
L1: PLU09-20L28



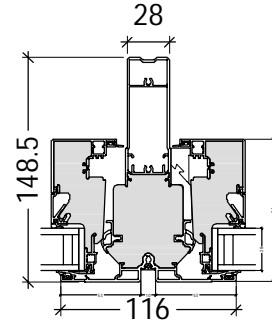
V1: PLU09-30L28
V3: PLU09-30L28(mirr.)



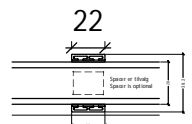
L2: PLU09-40L28



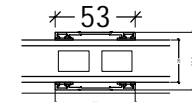
V2: PLU09-50L28



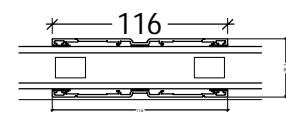
V4: PLU28-50L28



V5: PLU12-83L28
L4: PLU12-83L28(turned)



V5: PLU12-84L28
L4: PLU12-84L28(turned)



V5: PLU12-85L28
L4: PLU12-85L28(turned)

DK	Indadgående vinduer - 2-lags rude Dreje/kip, Kip/dreje, Dreje, Kip og Fast ramme	www.idealcombi.dk
UK	Inward opening window - 2-layer panes Turn/tilt, Tilt/turn, Turn, Tilt and Fixed sash	www.idealcombi.com

TYPE Futura+i Rev. no. 00 Drawing no. PLU_09_2

