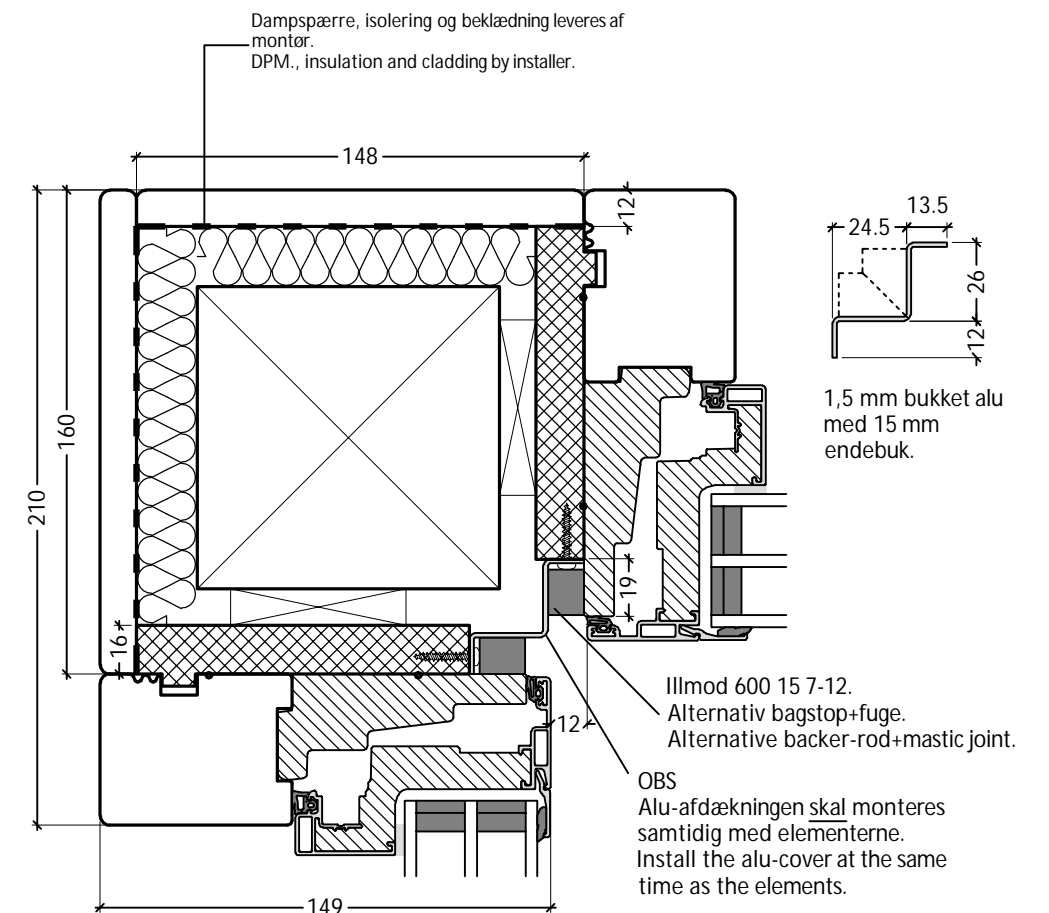


Standard løsning:
 Påføring og alu-afdækning er tilvalg.
 Træ stolpe og øvrige montage materialer leveres af montør.
 149 mm karm - min. 100x100 mm.
 175 mm karm - min. 100x100 mm.
 Opklodsning, skrueafstande og skrueplacering som standard montage.

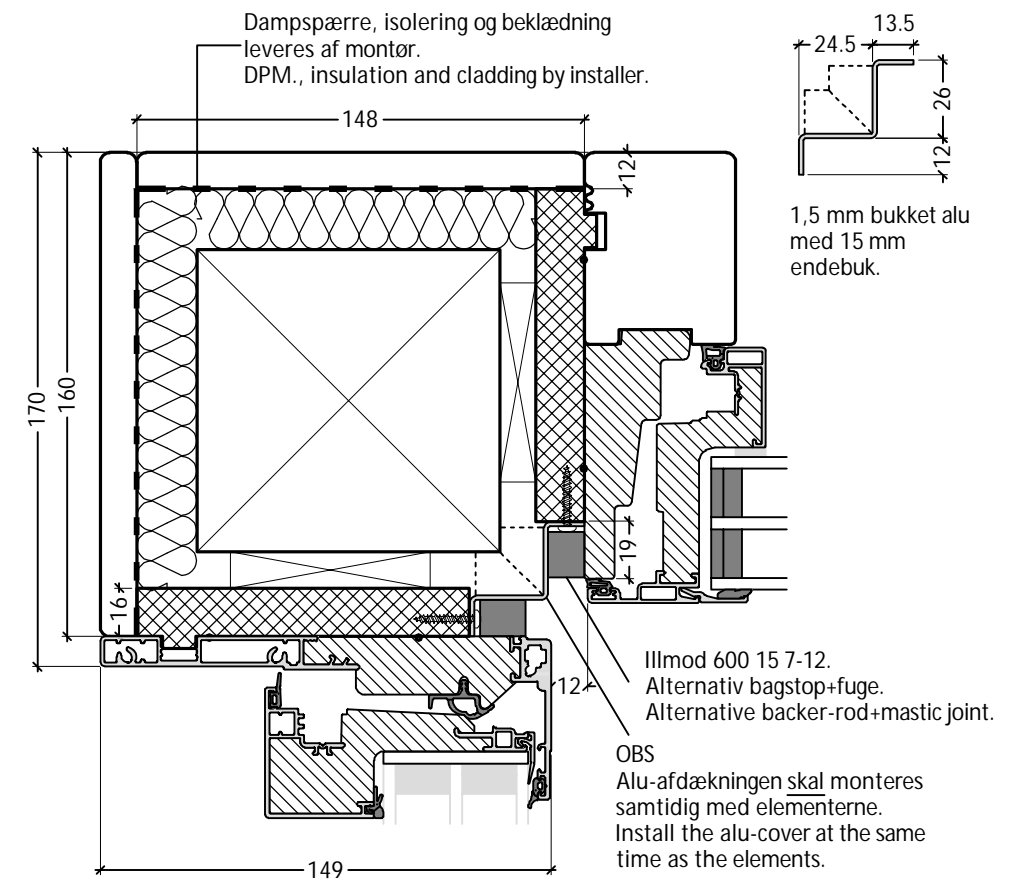
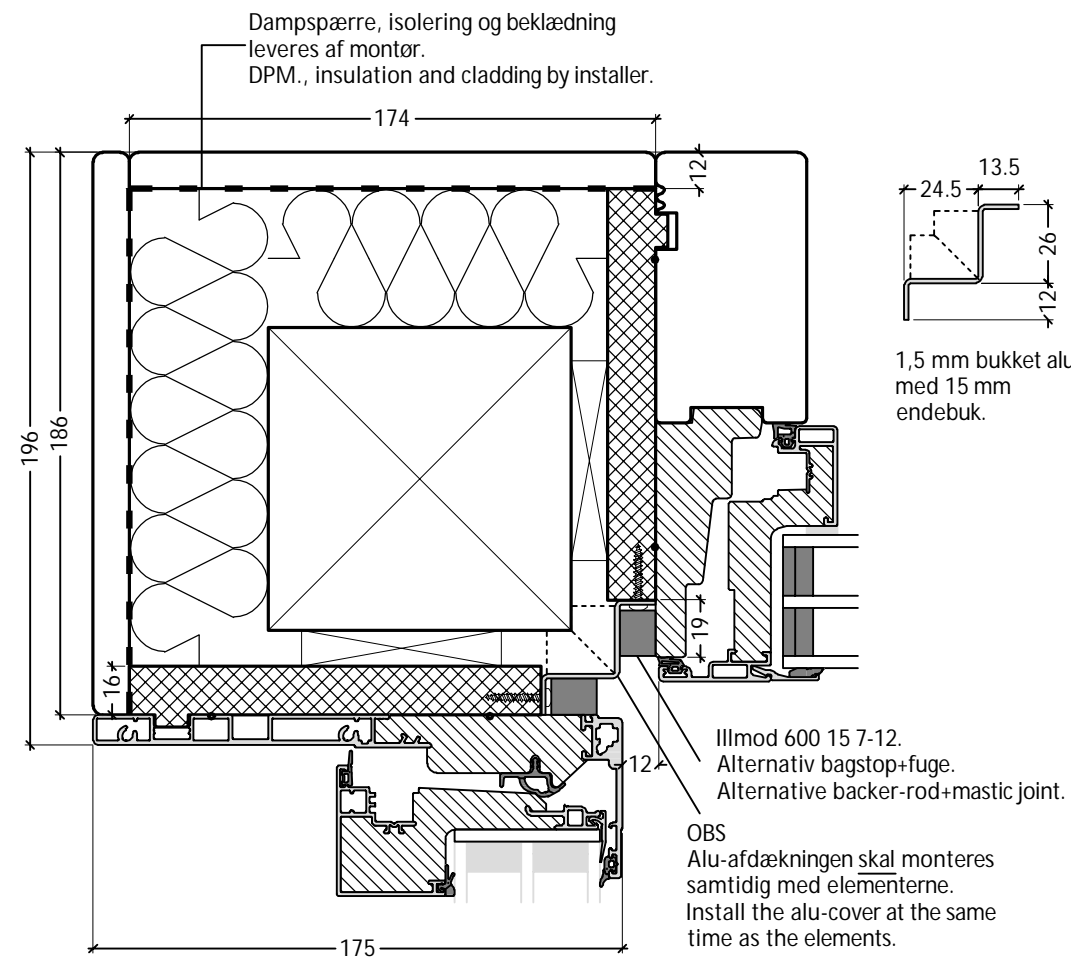
Standard solution:
Packers and alu-flashing is optional.
Timber post and other installation materials by installer.
 149 mm frame - min. 100x100 mm.
 175 mm frame - min. 100x100 mm.
 Wedging, fixing points and fixing areas as standard installation.



DK	Standard hjørneløsning 90° 149/175 mm karm med indadgående hjørne	www.idealcombi.dk
UK	Standard corner solution 90° 149/175 mm frame with internal corner	www.idealcombi.com

TYPE Futura+ Rev. no. 01 Drawing no. PLU-HJL105

© Idealcombi A/S 2011. This material is the property of and copyright protected by IDEALCOMBI A/S.



Standard løsning:
 Påføring og alu-afdækning er tilvalg.
 Træ stolpe og øvrige montage materialer leveres af montør.
 149 mm karm - min. 100x100 mm.
 175 mm karm - min. 100x100 mm.
 Opklodsning, skrueafstande og skrueplacering som standard montage.

Standard solution:
Packers and alu-flashing is optional.
Timber post and other installation materials by installer.
 149 mm frame - min. 100x100 mm.
 175 mm frame - min. 100x100 mm.
 Wedging, fixing points and fixing areas as standard installation.

DK	Standard hjørneløsning 90° 149/175 mm karm - udadgående og indadgående	www.idealcombi.dk
UK	Standard corner solution 90° 149/175 mm frame - outward opening and inward opening	www.idealcombi.com

TYPE Futura+ Rev. no. 01 Drawing no. PLU-HJL121

© Idealcombi A/S 2011. This material is the property of and copyright protected by IDEALCOMBI A/S.