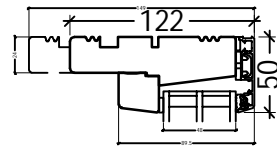
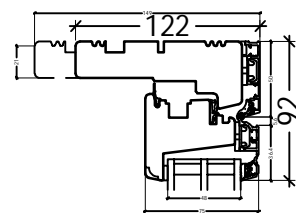
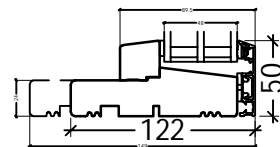
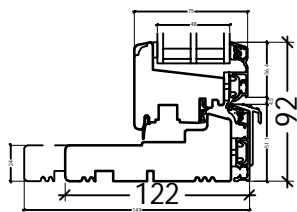


Stilsprosser ses på tegning FRAic_01_3 - Udadgående vinduer og fast karm - 3-lags rude.
 Styling bar can be seen at drawing FRAic_01_3 - Outward opening windows and fixed light - 3-layer panes.

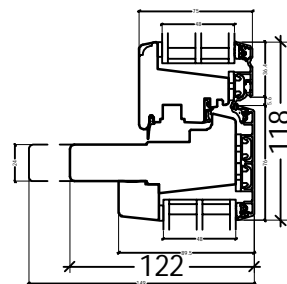
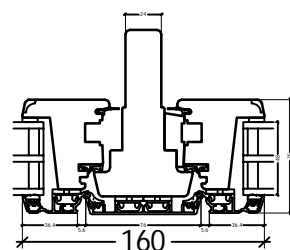
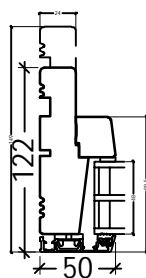
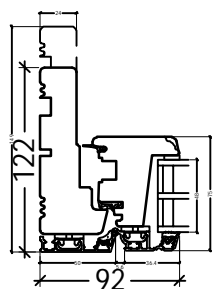


L2: FRAic28-10L48

L5: FRAic09-11L48

L1: FRAic28-20L48

L4: FRAic09-21L48



V1: FRAic28-30L48

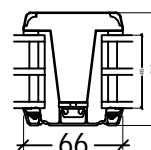
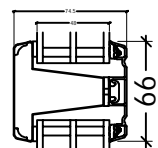
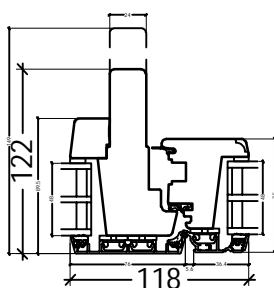
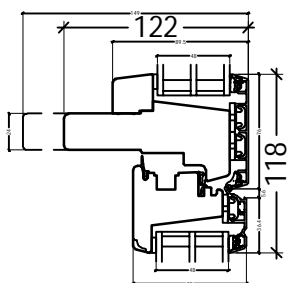
V4: FRAic09-31L48 (mirr.)

V2: FRAic28-80L48 (mirr.)

L6: FRAic09-42L48

V8: FRAic28-30L48 (mirr.)

V6: FRAic09-31 I48



L7: FRAic28-41L48

V3: FRAic28-51L48 (mirr.)

L3: FRAic12-61L48

V5: FRAic12-71L48

V7: FRAic28-51L48

DK Dreje-kip terrassedør - 3-lags rude
 Dreje, Dreje-kip, Kip-dreje og Sideparti.

www.idealcombi.dk

UK Turn-tilt window terrace door - 3-layer glazing
 Turn, Turn-tilt, Tilt-turn and Side light

www.idealcombi.com

TYPE

Frame I

Rev. no. 01

Drawing no. FRAic_28_3

© Idealcombi A/S 2011. This material is the property of and copyright protected by IDEALCOMBI A/S.

idealcombi
 Udvikler vinduet