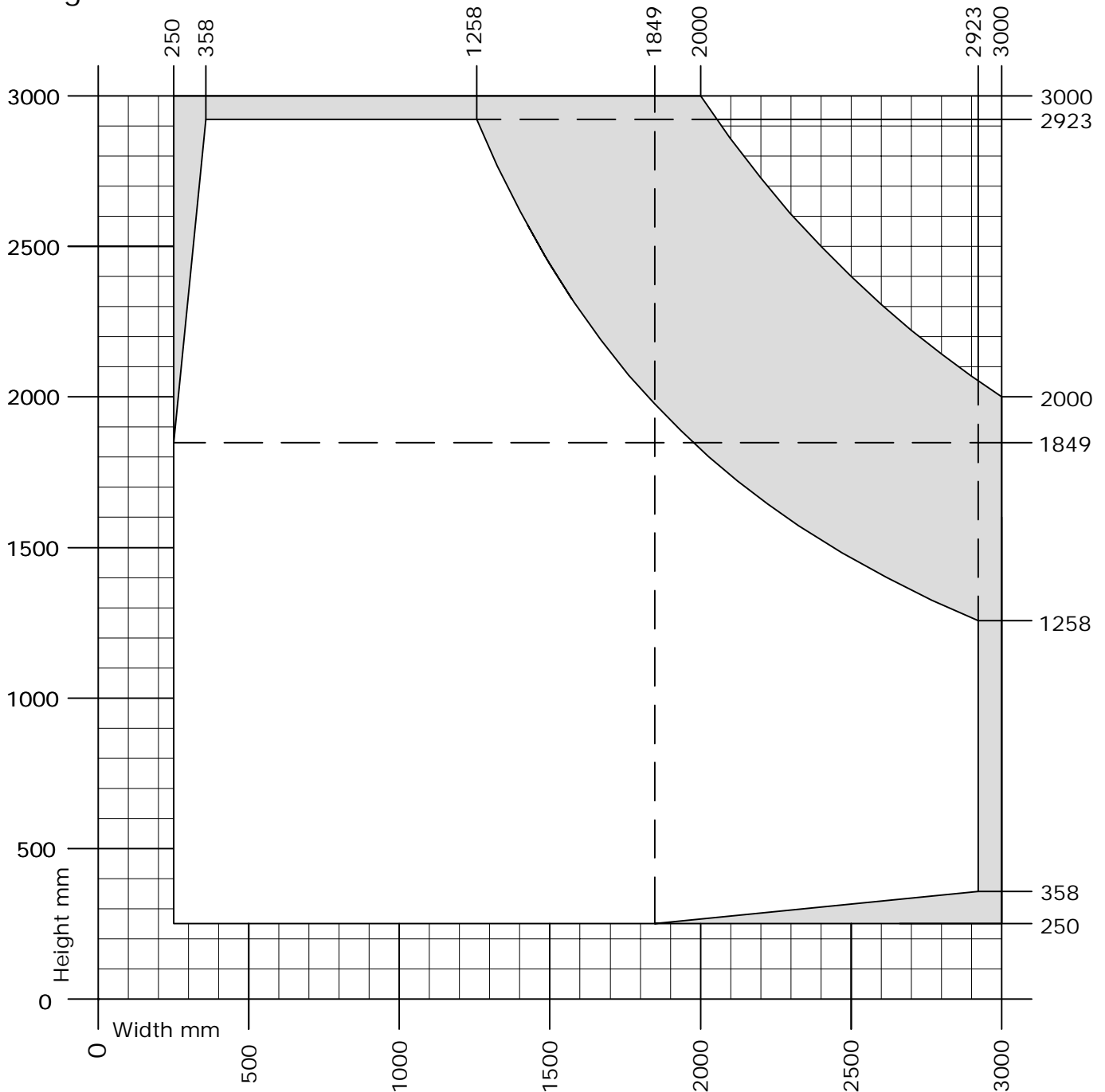




Frame I/ Nation I

Inward opening window with fixed glazing

1-light



-  Min. - Max. dim
-  Min. glass thickness in the pane is 6 mm.
(Ex. min. 6+6)

Max. element weight 410 kg.
OBS
Tempered and laminated glass has
other max. length-/width
dimentions, max. area and aspect
ratio.

DK	Min. - Max. måls tabel	
	Inddågende vindue med fast glas – 1 fag	www.idealcombi.dk
UK	Min. - Max. dim. table	
	Inward opening window with fixed glazing – 1 light	www.idealcombi.com

TYPE Frame I Rev. no. Drawing no. 02